




PLAY

PIANO NOW

LEFT HAND PIANO STYLES & PATTERNS

STYLE / GROOVE	USES / FEEL	MAIN PATTERN
<p>SINGLE NOTES BLOCKED CHORDS</p>	<p>THE SIMPLEST LH PATTERN IS JUST SINGLE NOTES OR CHORDS. THIS IS A GREAT WAY FOR STUDENTS TO BEGIN.</p>	 <p>SIMPLE VARIATIONS</p> <p>EG. SINGLE NOTES IN THE LEFT HAND HELD FOR FULL BAR, PLAYING NOTES ON EACH QUARTER NOTE PULSE, ETC.</p>
<p>ALBERTI BASS</p>	<p>GIVES INSTANT CLASSICAL FEELING. EAT YOUR HEART OUT MOZART!</p>	<p>MAIN PATTERN</p>  <p>SIMPLE VARIATIONS</p> 
<p>R-5-8 (ROOT-5- OCTAVE) THE 'POP' PATTERN</p>	<p>USED IN JUST ABOUT ALL FILM, POP, BALLAD ARRANGEMENTS. THE SIMPLEST LH PATTERN FOR MODERN MUSIC.</p>	<p>MAIN PATTERN</p>  <p>SIMPLE VARIATIONS</p> 

PLAY

PIANO NOW

LEFT HAND PIANO STYLES & PATTERNS

STYLE / GROOVE	USES / FEEL	SIMPLE VARIATIONS
<p>R-5-8 (ROOT-5- OCTAVE) THE 'POP' PATTERN</p>	<p>A COUPLE MORE CHALLENGING BUT GREAT SOUNDING, EXAMPLES.</p>	 <p>Two staves of musical notation in bass clef showing the R-5-8 pattern. The first staff shows a sequence of notes: C2, G2, C3, F2, C3, G2, C3, F2. The second staff shows a similar sequence: C2, G2, C3, F2, C3, G2, C3, F2.</p>
<p>ARPEGGIOS</p>	<p>EASY TO UNDERSTAND, FULL SOUNDING, FLOWING, MUSICAL ARPEGGIO PRACTICE!</p>	<p>MAIN PATTERN</p>  <p>One staff of musical notation in bass clef showing the main arpeggio pattern: C2, G2, C3, F2, C3, G2, C3, F2.</p> <p>SIMPLE VARIATIONS</p>  <p>Three staves of musical notation in bass clef showing variations of the arpeggio pattern. The first staff shows a sequence of notes: C2, G2, C3, F2, C3, G2, C3, F2. The second staff shows a sequence of notes: C2, G2, C3, F2, C3, G2, C3, F2. The third staff shows a sequence of notes: C2, G2, C3, F2, C3, G2, C3, F2.</p> <p>AND HERE'S ONE IN A 'CHOPIN' STYLE:</p>  <p>One staff of musical notation in bass clef showing the arpeggio pattern in a 'Chopin' style: C2, G2, C3, F2, C3, G2, C3, F2.</p>
<p>RAGTIME/STRIDE</p>	<p>THE STRIDE BASS CAN BE A LITTLE MORE CHALLENGING DUE TO THE LEAPS INVOLVED. IT GIVES A VERY CLEAR 'RAGTIME' PIANO STYLE.</p>	<p>MAIN PATTERN</p>  <p>One staff of musical notation in bass clef showing the main ragtime/stride pattern: C2, G2, C3, F2, C3, G2, C3, F2.</p>





PLAY PIANO NOW

LEFT HAND PIANO STYLES & PATTERNS

STYLE / GROOVE	USES / FEEL	SIMPLE VARIATIONS
<p>RAGTIME/STRIDE</p>	<p>HERE ARE SOME STRIDE STYLE VARIATIONS TO CHALLENGE YOU FURTHER.</p>	
<p>WALKING BASS</p>	<p>ONE OF THE MOST COMMON JAZZ SWING STYLES, NOTHING INSTANTLY SAYS "JAZZ" LIKE A WALKING BASS. I'VE ALSO INCLUDED SOME GOSPEL-STYLE CHROMATIC WALKING BASS LINES AS THIS IS ANOTHER USE OF WALKING BASS. REMEMBER TO PLAY THESE DOWN NICE AND LOW FOR BEST EFFECT!</p>	<p>MAIN PATTERN</p>  <p>SIMPLE VARIATIONS</p> <p>GOSPEL WALK:</p> 
<p>SYNCOPIATED PATTERNS</p>	<p>MANY OF THE PREVIOUS PATTERNS CAN BE SLIGHTLY ALTERED TO GIVE A SYNCOPIATED FEEL.</p>	<p>MAIN PATTERN</p> 

PLAY PIANO NOW

LEFT HAND PIANO STYLES & PATTERNS

STYLE / GROOVE	USES / FEEL	SIMPLE VARIATIONS
<p>SYNCOPIATED PATTERNS</p>	<p>HERE ARE A FEW GREAT EXAMPLES.</p>	<p>OFF-BEAT:</p> 
<p>LATIN PATTERNS</p>	<p>THERE ARE MANY FORMS OF LATIN RHYTHM BUT THE TANGO IS THE PATTERN THAT WILL COME UP MORE THAN ANY OTHER IN PIANO MUSIC THAT STUDENTS WILL BE LEARNING.</p>	<p>MAIN PATTERN</p> <p>TANGO:</p>  <p>SIMPLE VARIATIONS</p> 
<p>ROCK</p>	<p>THE ROCK FEEL IS VERY STRAIGHT AND DRIVING AND OFTEN USES A LOT OF OCTAVES.</p>	<p>MAIN PATTERN</p> 

PLAY

PIANO NOW

LEFT HAND PIANO STYLES & PATTERNS

STYLE / GROOVE	USES / FEEL	MAIN PATTERN
<p>ROCK</p>	<p>IT'S MOST OFTEN COMBINED WITH RH CHORDS TO PRODUCE A STRONG SOUND. SOMETIMES CALLED "OCTAVE HAMMERING" (NOT A TERM I'M A HUGE FAN OF!).</p>	<div data-bbox="922 555 1497 851"> </div> <div data-bbox="890 900 1532 981"> <p>SIMPLE VARIATIONS</p> </div> <div data-bbox="922 1003 1497 1563"> </div> <div data-bbox="922 1585 1513 1630"> <p>HERE'S WHAT THESE ARE LIKE WITH RH CHORDS:</p> </div> <div data-bbox="922 1675 1497 2132"> </div>

PLAY PIANO NOW

LEFT HAND PIANO STYLES & PATTERNS

STYLE / GROOVE	USES / FEEL	MAIN PATTERN
<p>BOOGIE AND BLUES</p>	<p>THESE PATTERNS CAN BE EITHER STRAIGHT OR SWUNG DEPENDING ON THE CONTEXT. BLUES AND BOOGIE USES LOTS OF 5THS AND 6THS AND OCTAVES. MOST STUDENTS LOVE THE BOOGIE STYLE IN THE NEXT COLUMN WITH THE OCTAVES AT THE START AND FINISH! A GREAT SHOW-OFF PATTERN!</p>	<div data-bbox="922 555 1492 683"> </div> <div data-bbox="922 694 1125 750"> <p>BLUES (SWING)</p> </div> <div data-bbox="922 761 1492 884"> </div> <div data-bbox="922 896 1252 952"> <p>BOOGIE (OFTEN STRAIGHT):</p> </div> <div data-bbox="922 963 1492 1108"> </div> <div data-bbox="890 1142 1536 1220"> <p>SIMPLE VARIATIONS</p> </div> <div data-bbox="922 1243 1157 1299"> <p>SWING PATTERNS:</p> </div> <div data-bbox="922 1310 1492 1433"> </div> <div data-bbox="922 1444 1492 1556"> </div> <div data-bbox="922 1568 1492 1702"> </div> <div data-bbox="922 1724 1141 1780"> <p>BLUES "SHUFFLE"</p> </div> <div data-bbox="922 1792 1492 1915"> </div> <div data-bbox="922 1926 1053 1982"> <p>STRAIGHT:</p> </div> <div data-bbox="922 1993 1492 2116"> </div>